



Grade 10 Sample Lesson Plan: Vicious Vapes

SOLs

- Research trends in teen use/abuse of alcohol, tobacco, and other drugs and their impact on the community.
- Evaluate the causal relationship between tobacco, alcohol, inhalant, and other drug use and chronic disease.
- Design an action plan to reduce risk-taking behaviors, acts of violence, substance use, and gang involvement

Objectives/Goals

- Students will be able to compare and contrast the medical facts from the the misinformation presented in the media
- Students will be able to analyze the reasons why there is so much misinformation in the media
- Students will be able to choose one of the vaping projects to create a health message about the susceptibility to injury and/or illness and adapt the message for high school students.

Materials

- [Vicious Vapes Presentation](#)
- [Vaping Project](#)
- [Student note page](#)

Procedure

Step 1	<ul style="list-style-type: none"> • Present the Vicious Vapes Presentation. 	
Step 2	<ul style="list-style-type: none"> • Have students take notes on the harmful effects of vaping 	
Step 3	<ul style="list-style-type: none"> • Show the video of Katherine Heigl Vaping on David Letterman. 	https://www.youtube.com/watch?v=7fcOE5TCfAI

Step 4	<ul style="list-style-type: none">• Have students compare and contrast the medical facts from the presentation to the misinformation that the actress gave	
Step 5	<ul style="list-style-type: none">• Have students brainstorm reasons why there is so much misinformation out in the media about e-cigarettes	
Step 6	<ul style="list-style-type: none">• Have students choose one of the Vaping Projects	

References

- Melanie Lynch, M.Ed. North Allegheny School District
- Megan Cartwright, Ph.D. Student in Toxicology



Handout

The next page includes a handout for the lesson. The handout is designed for print use only.

Advocacy Project

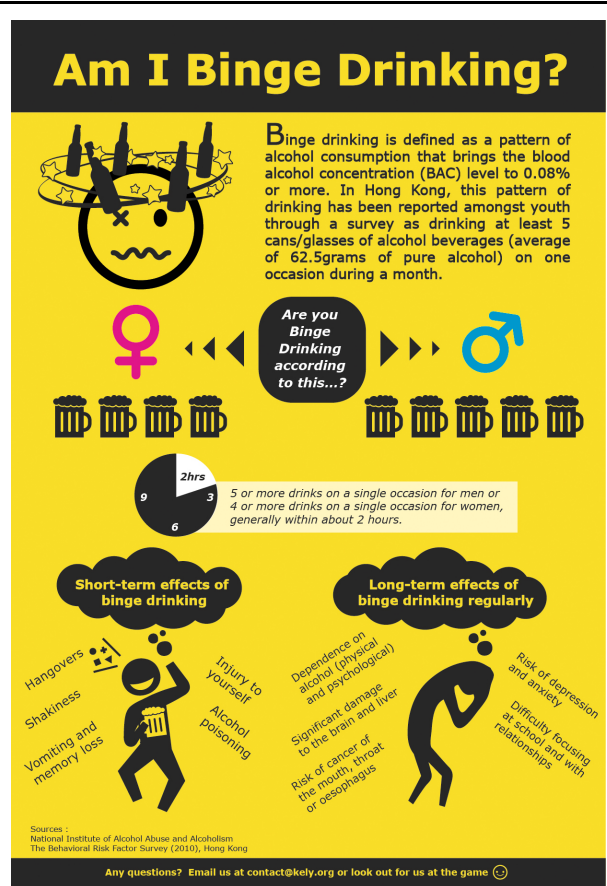
TOPIC: Vaping

Directions: Using one of the projects below, create a health message about the susceptibility to injury and/or illness and adapt the message for high school students.

<h3>Advocacy Brochure</h3> <ul style="list-style-type: none">● Create an informational tri-fold brochure on vaping (front and back)● Your brochure should advocate for healthy norms and behaviors● Research valid information to include in your brochure● Make it colorful and neat (handwritten or digital)	
<h3>Advocacy Video</h3> <ul style="list-style-type: none">● Create an informational video 1-2 minutes long about the dangers of vaping● Your video should advocate for healthy norms and behaviors● Research valid information to include in your video	<p>Examples are available on YouTube</p> 

Advocacy infographic

- Create an infographic on vaping
- Your infographic should advocate for healthy norms and behaviors
- Research valid information to include in your poster
- Your infographic should be neat and colorful
- You can use an infographic template. <https://infogr.am/>
- <http://piktochart.com/>
- <https://venngage.com/>
- <https://www.canva.com/create/infographics/>



Advocacy letter

- You will write an informational advocacy essay to a NASD high school student about the dangers of vaping.
- Your letter should advocate for healthy norms and behaviors
- Research and include valid information in your letter
- Talk to them about yours or others experiences
- Talk to them about what they can expect
- 800 word minimum



RUBRIC

ative Feedback	Criteria	4	3	2	1	0
	1.12.8 <u>Analyze</u> personal susceptibility to injury and illness if engaging in unhealthy behaviors, <i>such as using electronic vapor products.</i>	The analysis of personal susceptibility to injury and illness if engaging in unhealthy behaviors, <i>such as using electronic vapor products</i> is accurate.	The analysis of personal susceptibility to injury and illness if engaging in unhealthy behaviors, <i>such as using electronic vapor products</i> is mostly accurate.	The analysis of personal susceptibility to injury and illness if engaging in unhealthy behaviors, <i>such as using electronic vapor products</i> has a few inaccuracies.	The analysis of personal susceptibility to injury and illness if engaging in unhealthy behaviors, <i>such as using electronic vapor products</i> is inaccurate.	Not enough evidence to score
	8.12.4 <u>Adapt</u> health messages and communication techniques <i>about using vapor products</i> , to a specific target audience (grades 9-12)	The adaption of health messages and communication techniques <i>about using vapor products</i> to a specific target audience is accurate.	The adaption of health messages and communication techniques <i>about using vapor products</i> to a specific target audience is mostly accurate.	The adaption of health messages and communication techniques <i>about using vapor products</i> to a specific target audience has a few inaccuracies.	The adaption of health messages and communication techniques <i>about using vapor products</i> to a specific target audience is inaccurate.	Not enough evidence to score

Non Standard Criteria

Directions: Score the non-standard criteria as a percentage of the standard criteria.

Criteria:

- Academic implications of vaping.
- Social implications of vaping
- Completion of the graphic organizers

Media's Mistakes

Dangers of Vaping



Katherine Heigl's Information



Pair up with a partner and write a paragraph analyzing at least three reasons that the media sends out so much misinformation about e-cigarettes.
